

05th May, 2026

BSE Limited Phiroze Jeejeebhoy Towers, Dalal Street, Fort, Mumbai 400 001. Scrip Code: 532782	National Stock Exchange of India Limited Exchange Plaza, 5 th Floor, Plot No. C/1, G-Block, Bandra-Kurla Complex, Bandra(E), Mumbai 400 051. Scrip Code : SUTLEJTEX
-------------------------------------------------------------------------------------------------------------------------	----------------------------------------------------------------------------------------------------------------------------------------------------------------------------------------------------------

Dear Sirs / Madam,

Sub: Q4 & FY26 Result Presentation

Please find enclosed herewith a copy of the presentation with respect to the audited financial results of the Company for Q4 & FY26.

Thanking you

Yours faithfully
For **Sutlej Textiles and Industries Limited**

Manoj Contractor
Company Secretary and Compliance Officer



Encl.: a/a



sutlej
textiles and industries limited

Sutlej Textiles and Industries Limited

Leadership in Yarns, Establishing a Niche in Home Textiles

Investor Presentation – Q4 & FY26





This presentation and the accompanying slides (the “Presentation”), which have been prepared by **Sutlej Textiles and Industries Limited** (the “Company”), solely for information purposes and do not constitute any offer, recommendation or invitation to purchase or subscribe for any securities and shall not form the basis or be relied on in connection with any contract or binding commitment whatsoever. Unless otherwise stated in this document, the information contained herein is based on management information and estimates. The information contained is subject to change without notice and past performance is not indicative of future results. No offering of securities of the Company will be made except by means of a statutory offering document containing detailed information about the Company. This Presentation has been prepared by the Company based on information and data which the Company considers reliable, but the Company makes no representation or warranty, express or implied, whatsoever, and no reliance shall be placed on, the truth, accuracy, completeness, fairness and reasonableness of the contents of this Presentation.

This Presentation may not be all inclusive and may not contain all of the information that you may consider material. Any liability in respect of the contents of, or any omission from, this Presentation is expressly excluded. Certain matters discussed in this Presentation may contain statements regarding the Company’s market opportunity and business prospects that are individually and collectively forward-looking statements. Such forward-looking statements are not guaranteeing of future performance and are subject to known and unknown risks, uncertainties and assumptions that are difficult to predict. These risks and uncertainties include, but are not limited to, the performance of the Indian economy and of the economies of various international markets, the performance of the industry in India and worldwide, competition, the company’s ability to successfully implement its strategy, the Company’s future levels of growth and expansion, technological implementation, changes and advancements, changes in revenue, income or cash flows, the Company’s market preferences and its exposure to market risks, as well as other risks. You acknowledge that you will be solely responsible for your own assessment of the market and the market position of the Company and that you will conduct your own analysis and be solely and completely responsible for forming your own view of the potential future growth and performance of the Company.

The Company will not be in any way responsible for any action taken based on such statements and undertakes no obligation to publicly update, amend, modify or revise these forward-looking statements to reflect subsequent events or developments. The Company’s actual results, levels of activity, performance or achievements could differ materially and adversely from results expressed in or implied by this Presentation. The Company assumes no obligation to update any forward-looking information contained in this Presentation. Any forward-looking statement/s and projection/s made by third parties included in this Presentation are not adopted by the Company and the Company is not responsible for such third-party statement/s and projection/s. The contents of this presentation have not been reviewed by any regulatory authority in any jurisdiction where such presentation has been made or distributed.



Table of Contents

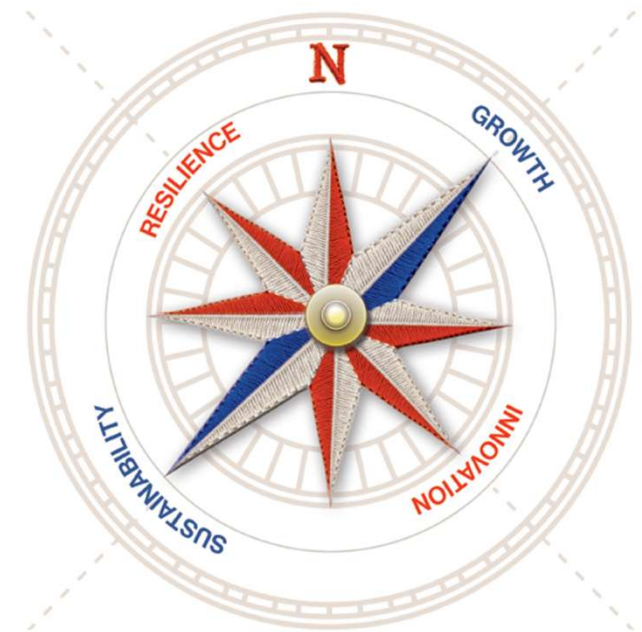
1. Q4 & FY26 Result Updates

2. STIL – Company Overview

3. Sustainable Green Fibre

4. Specialised Yarn

5. Home Textiles



NAVIGATING CHANGE
EMPOWERING PROGRESS



Key Highlights Q4 & FY26

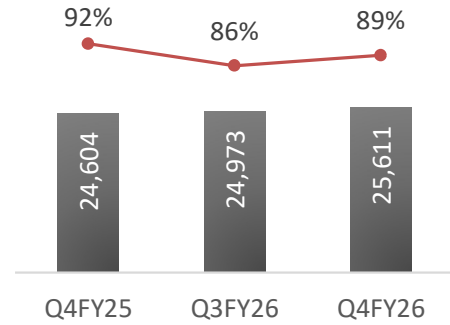




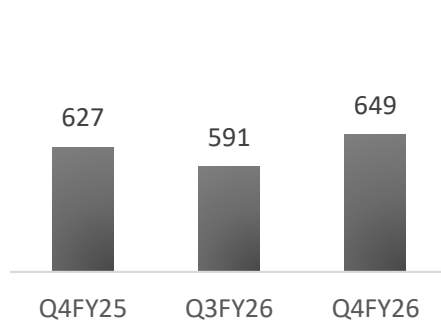
Yarn Business – Q4 & FY26 Highlights

Q4FY26

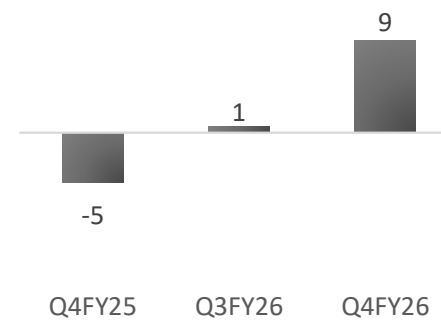
Sales Volume and Capacity Utilization



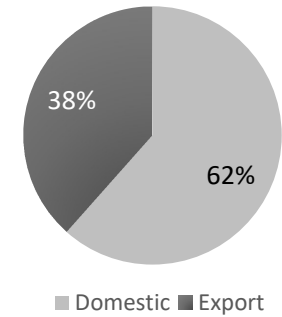
Segment Revenue (Rs Cr)



Segment EBIT (Rs Cr)

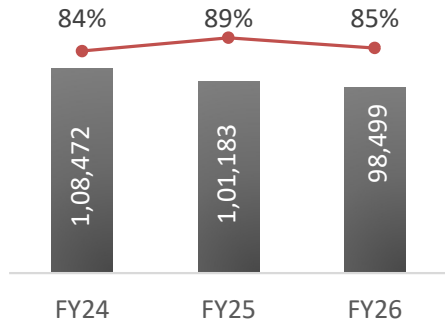


Revenue Mix (%)

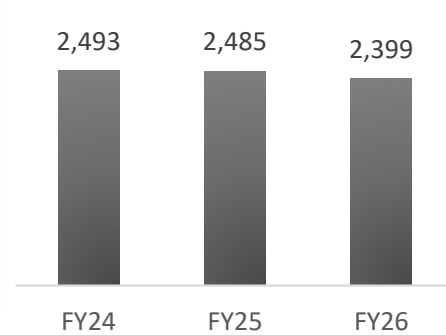


FY26

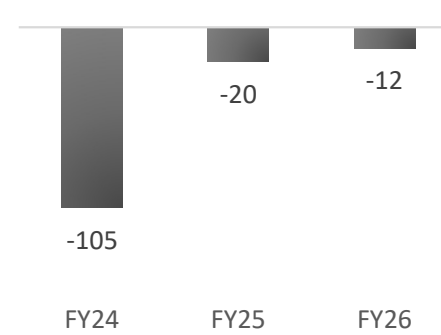
Sales Volume and Capacity Utilization



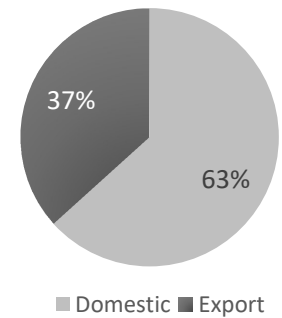
Segment Revenue (Rs Cr)



Segment EBIT (Rs Cr)



Revenue Mix (%)

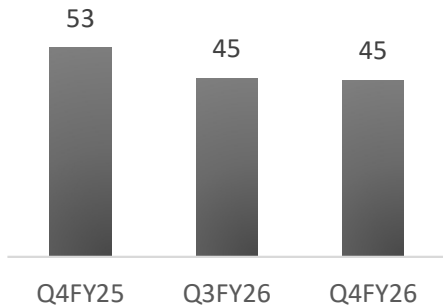




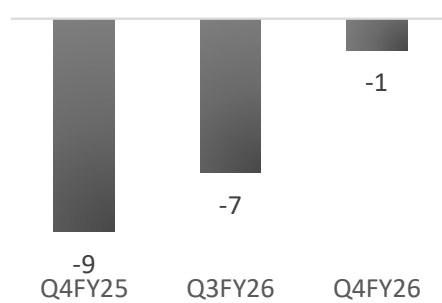
Home Textiles Business – Q4 & FY26 Highlights

Q4FY26

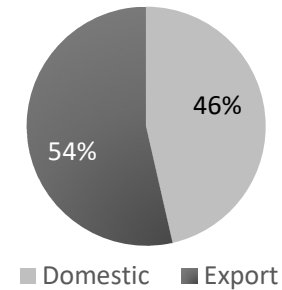
Segment Revenue (Rs Cr)



Segment EBIT (Rs Cr)



Revenue Mix

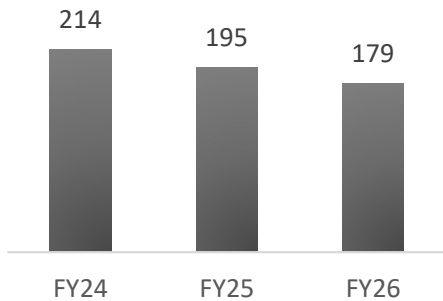


Enhanced Value Proposition:

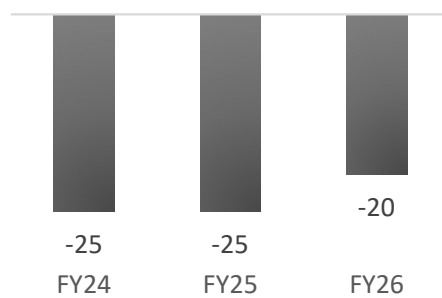
- Nesterra has achieved consistent and strong growth over the past five years
- Q4 built on the momentum of previous quarters, delivering focused and quality-led growth across exports, domestic business and Nesterra. Performance was driven by sharper strategic execution, deeper market penetration, and expansion across product categories and customer segments. Nesterra's top 15 customers have aligned closely with the industry's top 15, reinforcing strong market positioning.

FY26

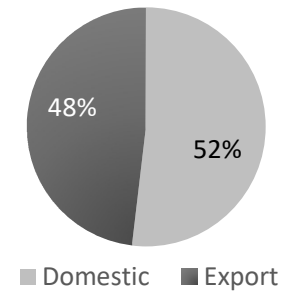
Segment Revenue (Rs Cr)



Segment EBIT (Rs Cr)



Revenue Mix



Expansions and New Launches:

- Total Active stores – 480

State wise contribution:

Maharashtra: 28.77%

Gujarat: 18.96%

Delhi: 10.78%



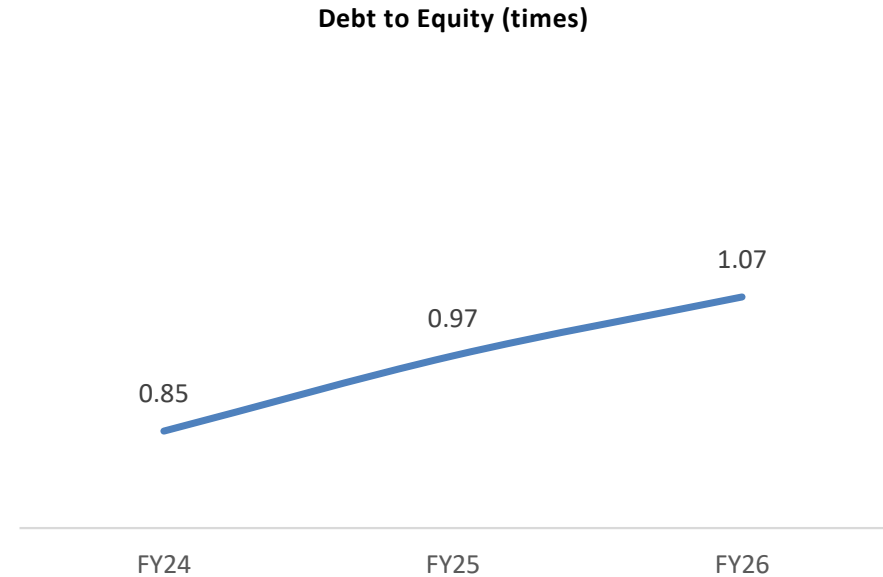
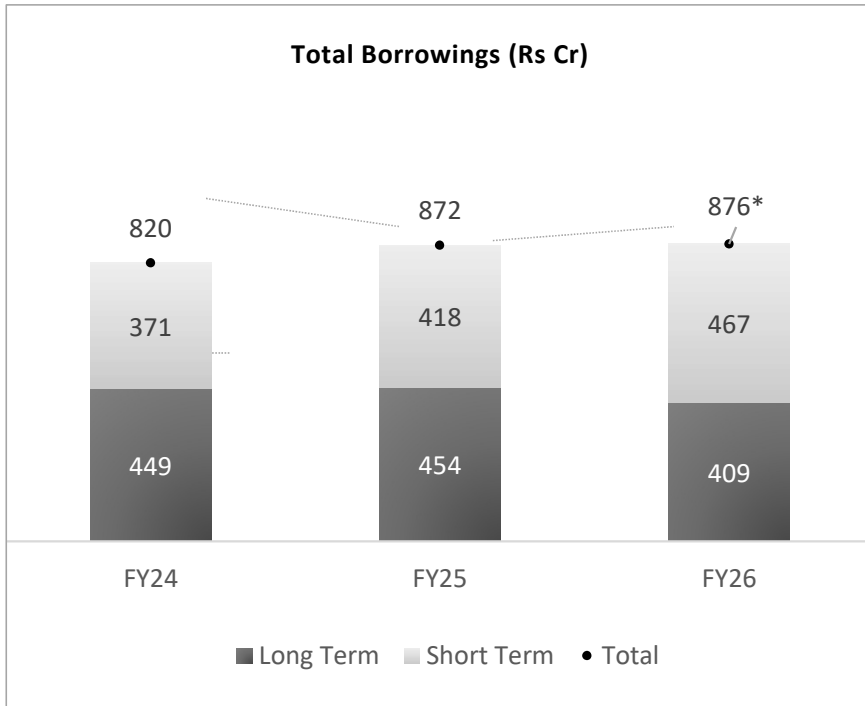
Standalone Profit & Loss – Q4 & FY26


Particulars (Rs Cr)	Q4FY26	Q3FY26	QoQ %	Q4FY25	YoY%	FY26	FY25	YoY %
Total Income	699	640	9.3%	674	3.8%	2585	2665	-3%
Cost of goods sold	382	345	10.7%	391	-2.1%	1417	1523	-7%
Employee cost	105	110	-4.6%	107	-1.7%	438	438	-
Other expenses	174	159	9.8%	159	9.8%	645	636	1.4%
EBITDA	37	25	47.7%	17	115%	85	68	24.9%
EBITDA Margin	5.3%	4.0%	139 bps	2.6%	276 bps	3.3%	2.6%	74 bps
Depreciation	27	27	-	28	-2.3%	108	110	-1.8%
Interest	17	16	6.7%	15	12.9%	66	62	7%
Profit Before Tax (Before EI)	-7	-18	62.6%	-25	73.9%	-89	-103	14.2%
Exceptional Items	21	-	-	17	24.2%	23	23	-
Profit Before Tax (After EI)	-27	-18	-50.5%	-42	34.9%	-111	-126	11.8%
Tax	-3	-7	64.8%	-14	82.1%	-31	-42	25%
Profit After Tax	-25	-11	-126.4%	-28	10.7%	-80	-84	5.2%
PAT Margin	-3.6%	-1.7%	(183 bps)	-4.1%	57 bps	-3.1%	-3.2%	7 bps



Consolidated Profit & Loss – Q4 & FY26

Particulars (Rs Cr)	Q4FY26	Q3FY26	QoQ %	Q4FY25	YoY%	FY26	FY25	YoY %
Total Income	699	640	9.3%	686	1.9%	2594	2699	-3.9%
Cost of goods sold	382	347	10.3%	402	-4.8%	1429	1549	-7.8%
Employee cost	107	112	-5.0%	109	-1.8%	444	445	-0.2%
Other expenses	175	160	9.3%	160	9.7%	650	640	1.6%
EBITDA	35	20	71.3%	16	115.7%	71	65	10.3%
EBITDA Margin	5%	3.2%	181 bps	2.4%	264 bps	2.7%	2.4%	35 bps
Depreciation	27	27	-	28	-0.4%	110	111	-1.5%
Interest	17	16	6.9%	16	9.4%	66	63	4.2%
Profit Before Tax (Before EI)	-9	-23	-59.3%	-27	65.2%	-104	-110	5.2%
Exceptional Items	11	-	-	-	-	13	-	NA
Profit Before Tax (After EI)	-21	-23	11.4%	-27	22.7%	-117	-110	6.8%
Tax	-3	-7	64.8%	-14	82.1%	-31	-42	25.1%
Profit After Tax	-18	-16	-12.4%	-13	-44.4%	-86	-68	-26.2%
PAT Margin	-2.6%	-2.5%	(7 bps)	-1.8%	(76 bps)	-3.3%	-2.5%	(79 bps)




Overall Debt Levels continue to be in control; Low utilization of working capital at 67% against sanction as on March 31, 2026
*Excludes sub-ordinate debt


Consistently keeping Debt to Equity below 1.2x



Mr. C. S. Nopany

Commenting on the results, Mr. C.S. Nopany, Executive Chairman, Sutlej Textiles and Industries Limited said:

“FY26 marks a meaningful improvement in momentum for the Company, with clearer signs of stabilization across key markets. While global uncertainties and cost pressures have not fully receded, the overall business environment has become more predictable compared to earlier in the year.

At Sutlej Textiles, our continued focus on operational efficiency, disciplined cost management and value-added product offerings is yielding tangible results. The efforts undertaken over the past few quarters to strengthen supply chains, deepen customer engagement and enhance product mix are now reflecting in our performance.

We are also seeing encouraging trends in demand across select segments, supported by evolving global sourcing patterns that are gradually favouring India. While we remain mindful of external risks, we are entering the new financial year with greater confidence, supported by a stronger foundation and improved visibility.

Looking ahead, we will continue to stay focused on agility, innovation, and sustainability as we build on this progress and pursue long-term, sustainable growth.”



Sutlej – A Leading Integrated Textile Manufacturer in India





A Premier Indian Yarn Manufacturer, Growing Presence in Home Textiles



Patronage of a renowned group

- Established in 1934 by Late Dr. Krishna Kumar Birla as Sutlej Cotton Mills Ltd.
- 90+ years of existence in Spinning Industry
- Excellent Corporate Governance
- Highly Experienced Management

Large Scale, World-class Yarn Capacities

- A Leading Yarn Manufacturer in India

Three Manufacturing Units

- J&K,
- Himachal Pradesh,
- Rajasthan

4,13,904 Spindles

Focus on Sustainable Transformation

Green Fibre (for captive use)

120 MT/Day

Home Textiles

8.97 Million Meters





Creation of a Strong Foundation over the years



Sustainable Transformation



Capacity Expansion



Spinning Excellence since 1934

1934: Founded and promoted by Late Dr. Krishna Kumar Birla as Sutlej Cotton Mills Ltd.

1963: Established Rajasthan Textile Mills at Bhawanimandi (Jhalawar)

1970: Diversified into Synthetic Blended Yarn

1981: Leased a Spinning Unit - Chenab Textile Mills (CTM) from Texmaco Ltd at J&K - manufacturing Cotton & Synthetic Yarn

1997: Purchased CTM

2005: Incorporated **Sutlej Textiles & Industries Ltd**, via demerger

2006-07: Entered into Home Textile Segment

2007-08: Expansion at Rajasthan Unit

- 7,488 spindles for PV Dyed Yarn
- 12,672 spindles for Cotton Yarn

2010-11: Expansion at J&K Unit

- 31,104 spindles for Melange Cotton blended dyed yarn.

12MW Thermal Power at Rajasthan

2014: Expansion at J&K Unit

- 31,104 spindles for Value-added Cotton Melange and Cotton Blended Dyed Yarn

2015: Acquired Birla Textile Mills 35,280 spindles – commenced commercial production for Cotton blended dyed and Mélange Yarn at Rajasthan

2017: Entered into Home Textile Segment

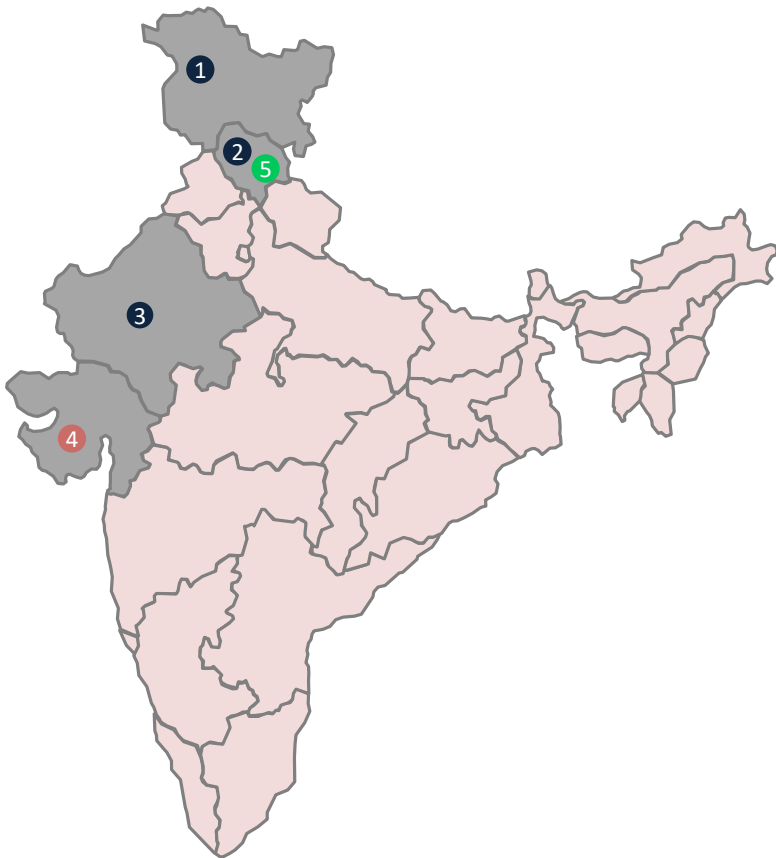
- Acquired Design, Sales, and Distribution (DS&D) business along with brand of American Silk Mills LLC (ASM)
- Invested USD 4.5 Million in Wholly Owned Subsidiary in USA

2019-2022: Backward integration

- Modernization of Home Textile Facility
- Green Fiber Plant Commenced green fiber plant in Mar 2021
- Launched “Nesterra” Home Textile Brand



Among the Leading Yarn (4,13,904 Spindles) and Fabric Capacities in India



- ✓ Our facilities are capable to handle a variety of Raw Material, having different Counts
- ✓ We work very closely with our Customers to fulfil requirements and on the ethos, 'Manufacture to Sale and Not to Stock'

Yarn

- 1 Kathua, J&K**
 - Cotton Mélange: 1,02,576 Spindles
 - Man-made Fibre: 1,10,640 Spindles
- 2 Baddi, Himachal Pradesh**
 - Cotton Mélange: 36,503 Spindles
 - Man-made Fibre: 45,865 Spindles
- 3 Bhawanimandi, Rajasthan**
 - Cotton Mélange: 35,280 Spindles
 - Man-made Fibre: 83,040 Spindles
 - Roof top solar plant of 2.2 MW

Home Textile

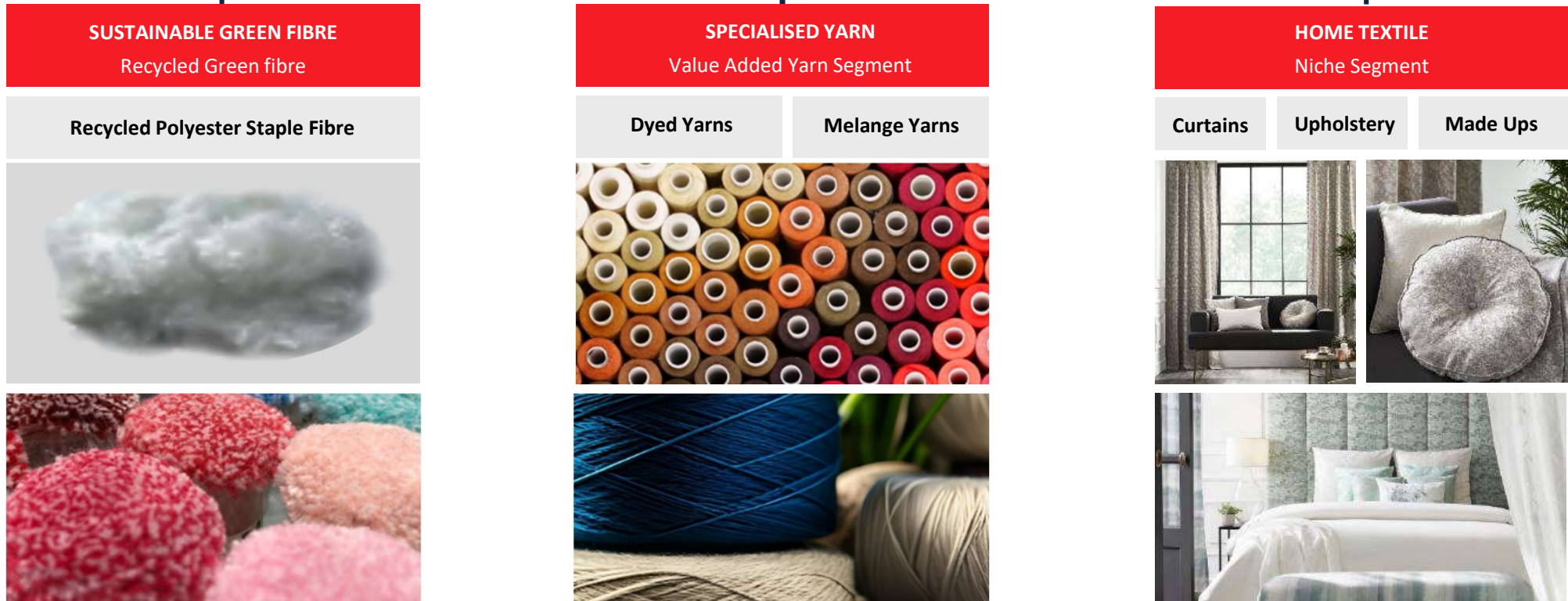
- 4 Damanganga, Gujarat**
 - Capacity of 8.97 Million Meters
 - 118 Shuttle-less looms

Green Fibre

- 5 Baddi, Himachal Pradesh**
 - Raw White & Black Recycle Fibre: 120 MT per day



Key Business Verticals






Sustainable Green Fibre





Sustainable Green Fibre - Improving Operating Efficiency by Backward Integration



✓ **4.80 Mn per day** peak quantum of PET bottles that can be consumed at Sutlej

Huge Potential

- ✓ **60 Mn** PET drinking water bottles are consumed each hour across the world
- ✓ We have developed multiple new products like **Hollow Fiber & Super White Fiber etc. which have been approved by the users**

✓ **120 MT/ day** installed capacity of Green Fibre

✓ **~100%** capacity utilization

✓ **~73%** of green fibre appetite serviced from within



Specialty Dyed Yarn





Specialty Dyed Yarns – Backbone of Our Business



Leading Yarn manufacturer in India

4,13,904 Dyed Yarn Spindles

~42% dedicated
to Melange Yarn

~58% dedicated
to various blends



Strong Global Footprint

Export to over **60+ countries** across

Europe

South-East Asia

USA

North & Latin America



Well Diversified Product Portfolio/geographies and customers

- Robust Business Model with **low customer concentration** and **diversified geographical spread**.
- B2B business model with around **60% revenue** from organized sector.
- Strong **Brand Recall** in Yarn Segment



Marquee Clients



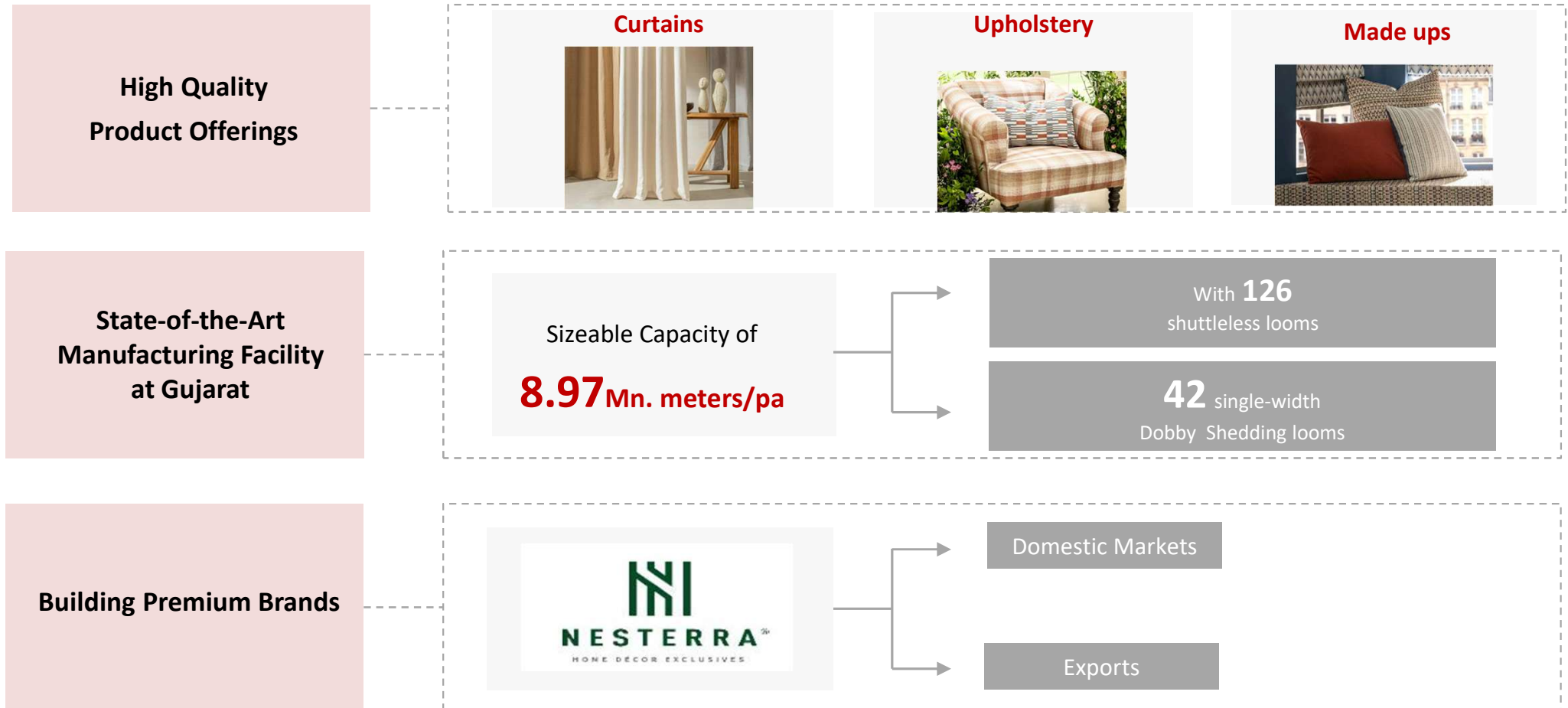


Niche Home Textile





One of the Leading Producers and Exporters of Home furnishings





“Nesterra” - Building a Brand of Future



Brand Overview

- In FY21, launched the first retail brand in its existence and within a short span of time, ‘Nesterra’ has begun earning respect from top Architect and interior design community for its distinct product offering and has been tastefully found home in their major projects.
- Successfully launched **12 new premium collections** in addition to the **existing 36 collections** of Nesterra in the market at Home Décor Expo 2024, at Jio Convention Centre, BKC, Mumbai



Capitalize Existing Expertise

- Capitalize on rich pedigree originating from the House of Sutlej by virtue of its **proprietary yarns and manufacturing capability**
- Capitalize on **long term relationship** established by the front-end team to **enter and grow in major markets**



Distribution

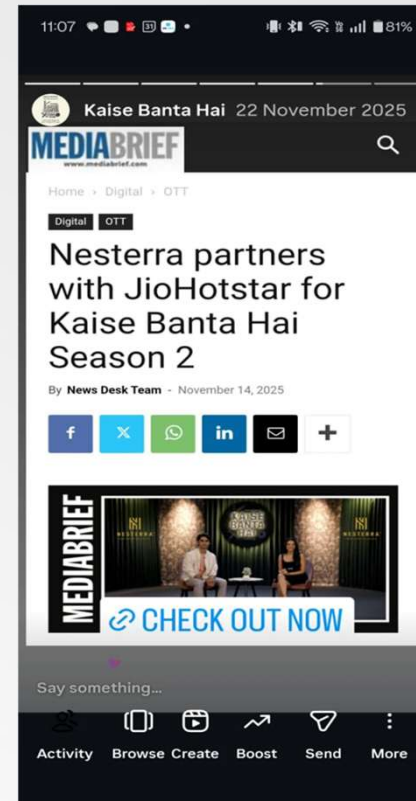
- ‘Nesterra’ has established itself as a prominent player in the industry through its **fastest grown distribution network**
- Have developed **seamless ordering portal** for the trade
- To maintain the premiumness, the total no. of active stores are limited to **625**.

Social Media Summary

Instagram: Stronger performance with 22K reach, 362k impressions and 126k engagements.

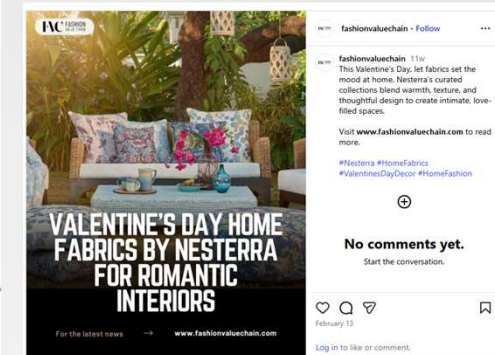
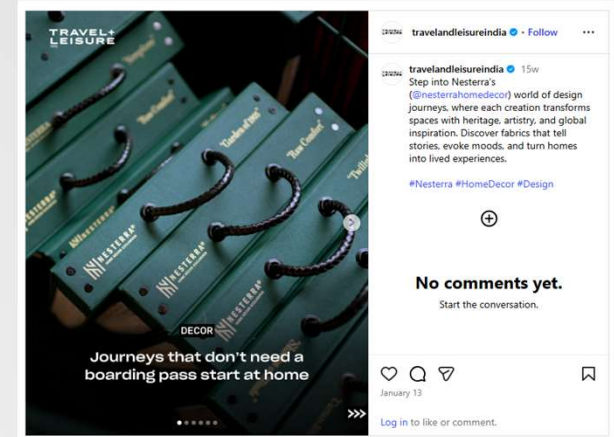
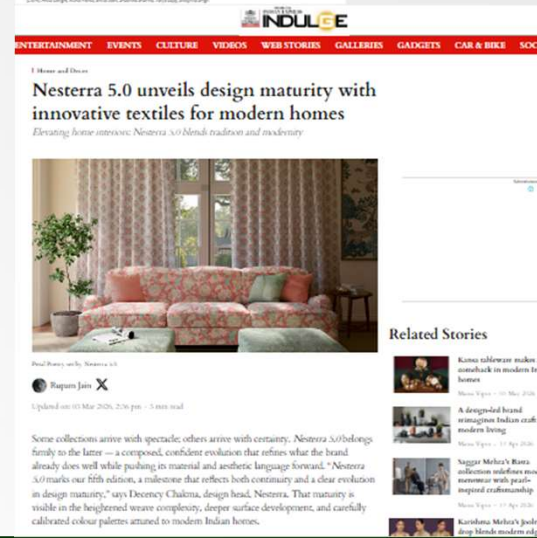
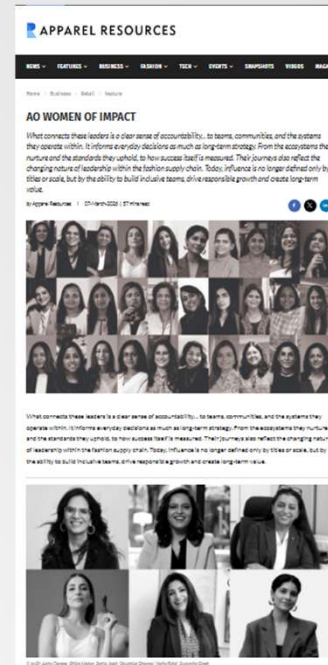
Top Performers: Product-led and storytelling, Influencer activity posts gained the highest reach and interaction.

Content Output: 23 posts per platform with consistent festival/topical coverage.



PR Activities

- The total coverage garnered for the Q4 FY2025-26 (Jan- March 2026): 48 coverages across prominent publications such as **Apparel Resources, Textile Value Chain, Hindustan Times and many others.**
- **Industry story:** Featured Nesterra in trend stories in **Free Press Journal, Apparel Resources.** This coverage further enhanced Nesterra's visibility as a trendsetter and built its credibility among designers, retailers and affluent consumers.
- **Spokesperson Interactions:** Arranged media interviews with leading trade and lifestyle publications, including **Business Standard, Textile Sphere India;** positioning Nesterra as an expert voice in premium home textiles and strengthening brand credibility among industry players.
- **Listicle: Indulge Express (Print + Digital), Elle Décor, News 18,** spotlighting Nesterra as a pioneering brand in premium home décor.





Guided by Industry Veterans and Experienced Management

Board of Directors

Mr. C.S. Nopany

Executive Chairman

Mr. Rohit Dhoot

Independent
Non-Executive Director

Mr. Ashok Mittal

Independent
Non-Executive Director

Mr. Sameer Kaji

Independent
Non-Executive Director

Ms. Deepa Kapoor

Independent
Non-Executive Director

Mr. Arhant Vikram Nopany

Non-Executive Director

Mr. Ashish Kumar Srivastava

Whole time Director &
Chief Executive Officer

Key Executives

Mr. Sachin J. Karwa

Chief Financial Officer

Mr. Ranjan Chaudhary

Chief Operating Officer

Mr. Manoj Contractor

CS & Compliance Officer



Sutlej Textiles & Industries Ltd.
CIN. : L17124RJ2005PLC020927

Mr. Sachin J. Karwa

investor.relations@sutlejttextiles.com

Lotus Corporate Park, E- Wing, 6th Floor, 185/A, Near Jay Coach,
Goregaon (East), Mumbai 400 063.

For more information visit: www.sutlejttextiles.com



Stellar IR Advisors Private Limited

Ms. Pooja Sharma / Mr. Ankit Jain

pooja.sharma@stellar-ir.com | ankit@stellar-ir.com

A - 405, Kanakia Wall Street,
Andheri (East), Mumbai - 400 093.

For more information visit: www.stellar-ir.com

